


CRANE LIGHT

Reduce lighting maintenance and downtime by replacing 1000W metal halide with our lightweight CHB Crane Lighting. Wide range voltage options available with a superior chipset and driver which allows for frequent voltage spikes during the regeneration process while maintaining maximum light output.

Lightweight, easy-to-install fixtures that come with compatible wiring, 250Vdc input voltage, safety cables and custom heavy-duty crane brackets.

KEY FEATURES:

- **MeanWell** Driver Available in LV, HV, AC & DC Input Voltages
- **Nichia** Chip Set - L70 Lifespan >100,000 Hours
- **Light Weight** Durable High Bay
- **140lm/W** High Lumen Output
- **Heavy Duty Bracket** Mounting Options
- **+65°C** Temperature Rating
- High Temperature **ROBAX Glass** Option
- **Safety Cable**
- **Surge Suppressor**



INVENTRONICS
DRIVING THE LIGHTING REVOLUTION









SPECIFICATIONS

Luminous Efficacy	140lm/W (150W & 200W) 150lm/W (240W & 300W)
CCT	3000K, 4000K, 5000K (Standard)
CRI	>Ra70
Beam Angle	50°, 90°, 120° (150W & 200W) 30°, 60°, 90° 120° (240W & 300W)
Input Voltage	LV: 100-277Vac (127-431Vdc) HV: 277-480Vac (150W - 254-747Vdc) (200W-300W - 249-528Vdc)
IP Rating	IP65
L70 Lifespan	>100,000 Hours
LED Driver	MeanWell / Inventronics
Chipset	Nichia
Operating Temp.	-30°C ~ +65°C
Warranty	5 Year Warranty
Certifications	cUL, CE, DLC, UL RoHS

LUMENS	LED WATTAGE	HID EQUIVALENT
45,000lm	300W	1000W
36,000lm	240W	800W
28,000lm	200W	700W
21,000lm	150W	600W

Components

<p>DRIVER</p>   <p>LV: 100-277Vac (127-431Vdc) (200W-300W - 249-528Vdc) Surge: 4kV line-line, 6kV line-earth</p>  <p>HV: 277-480Vac (150W - 254-747Vdc) (200W-300W - 249-528Vdc) Surge: DM 6kV, CM 10kV</p>	<p>CHIP SET</p>   <p>L70 Lifespan: >100,000 Hours CRI: 70 CCT: 3000K, 4000K or 5000K</p>	<p>LENS</p>  <p>Polycarbonate Lens 30°, 50°, 60°, 90°, 120° D120HT - ROBAX Glass Lens</p>
--	---	--

Heavy Duty Crane Brackets

<p>BRACKET 5</p> 	<p>BRACKET 6</p> 	<p>BRACKET 11</p> 
--	--	---

Key Specs

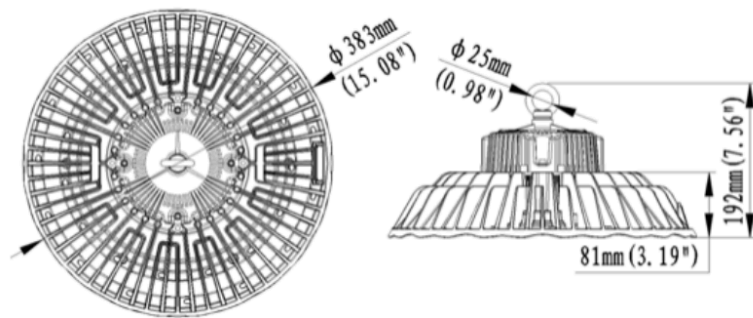
<p>SURGE SUPPRESSOR</p>  <p>LV & HV 18 kV</p>	<p>SAFETY CABLE</p>  <p>4 Feet of 1/8" Width Cable</p>	<p>HIGH TEMP OPTION</p> <p>ROBAX Glass Remote Mount Driver</p> <p>Ask About Our High Temp Kit</p>
---	--	---

Fixture Ordering Matrix

Product Name	Wattage	Lens Degree	Input Voltage	CCT	Crane Brackets	Options
BE-CHB	150W	D50	LV AC 100-277Vac (127-431Vdc)(Standard)	3000K	05 Crane Bracket Kit (150W-240W, Not HV)	SC Safety Cable SGS Surge Suppressor 90ALU 90° ALU Shade PC REFL PC Reflector RM Remote Mount PT Pigtail MS Motion Sensor
	200W	D90				
		D120 (Standard)				
		D120HT (120° ROBAX)				
	240W	D30	HV AC 277-480Vac (150W -254-747Vdc) (200W-300W 249-528Vdc)	4000K	06 Crane Bracket Kit (300W-LV, 100W-24W-HV)	
		D60				
		D90				
	300W	D120 (Standard)				
		D120HT (120° ROBAX)		5000K (Standard)	11 Heavy-Duty Non-Adjustable C-Bracket	

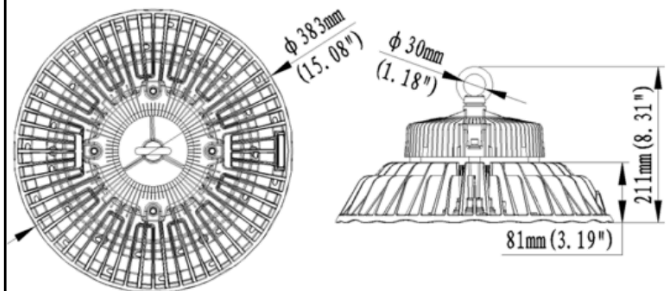
Example: BE-CHB-150W-D120HT-LV-5000K-05-SC-SGS

Dimensions & Shipping Information



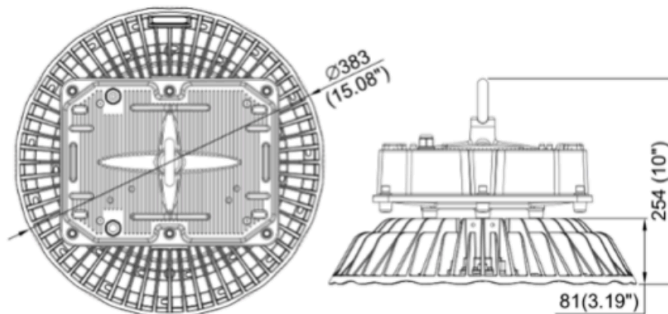
CHB100W-150W-LV

Fixture Weight: 16 lbs
Shipping Weight: 18 lbs
Box Dimensions: 440x255x450mm



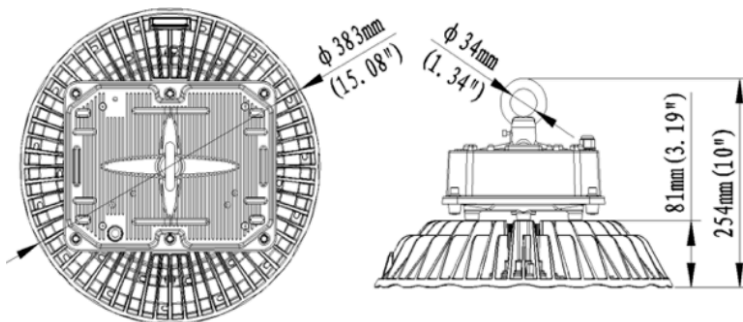
CHB200W-240W-LV

Fixture Weight: 18 lbs
Shipping Weight: 20 lbs
Box Dimensions: 440x255x450mm



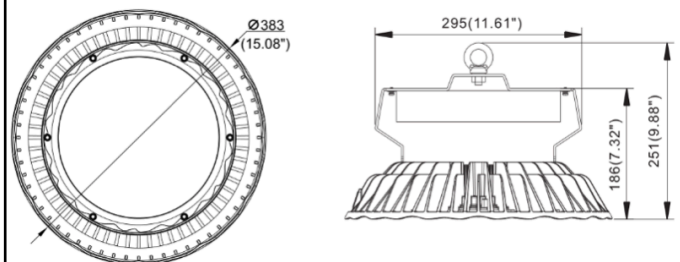
CHB120W-240W-HV

Fixture Weight: 18 lbs (120-150W-HV)
 19 lbs (200-240W-HV)
Shipping Weight: 21 lbs (120-150W-HV)
 22 lbs (200-240W-HV)
Box Dimensions: 440x255x450mm



CHB 300W-LV

Fixture Weight: 18 lbs
Shipping Weight: 22 lbs
Box Dimensions: 440x255x450mm



CHB 300W-HV

Fixture Weight: 18 lbs
Shipping Weight: 20 lbs
Box Dimensions: 440x255x450mm



Canada

Canadian Purchase Orders ship from our Canadian warehouse located at:

1178 Bighorn Ave
 Pincher Creek, AB T0K 1W0
 Canada



USA

USA Purchase Orders ship from our US warehouse located at:

910 S. Industrial Park Road
 Shelby, MT 59474
 USA



SUPPORT:

We sell exclusively through distributors. If you are a manufacturing plant, we are happy to work with you and your supplier of choice.

Our lead time on standard items is 5-7 business days.

For IES Files, lighting layouts or further questions, please contact one of our sales representatives.