

## INDUSTRIAL LOW BAY

The CHB is a low-profile, durable fixture that is designed to quickly and easily upgrade existing HID and fluorescent fixtures. With a superior chipset, driver and high lumen output of 140lm/W the CHB is built to reduce lighting maintenance and downtime by replacing up to 250W metal halide fixtures.

Adjustable and non-adjustable bracket options available for mounting. Temperature rating up to +65°C.

### KEY FEATURES:

- **MeanWell** Driver - 100/277 Vac (127-431 Vdc)
- **Nichia** Chip Set
- **Low Profile** Durable High Bay
- **140lm/W** High Lumen Output
- **IP65** Water Spray Test Approved
- **Mounting Options** Available
- **+65°C** Temperature Rating
- **Corrosion Resistant** Surface and **Powder Coated** Heatsink









### SPECIFICATIONS

<b>Luminous Efficacy</b>	140lm/W
<b>CCT</b>	3000K, 4000K, 5000K (Standard)
<b>CRI</b>	>Ra70
<b>Beam Angle</b>	90° & 120°
<b>Input Voltage</b>	LV: 100-277 Vac (127-431 Vdc)
<b>IP Rating</b>	IP65
<b>L70 Lifespan</b>	>100,000 Hours
<b>LED Driver</b>	MeanWell
<b>Chipset</b>	Nichia
<b>Operating Temp.</b>	-30°C ~ +65°C
<b>Warranty</b>	5 Year Warranty
<b>Certifications</b>	cUL, CE, DLC, UL RoHS



LUMENS	LED WATTAGE	HID EQUIVALENT
12,600lm	90W	250W
9,800lm	70W	180W
7,000lm	50W	120W

**Mounting Options**

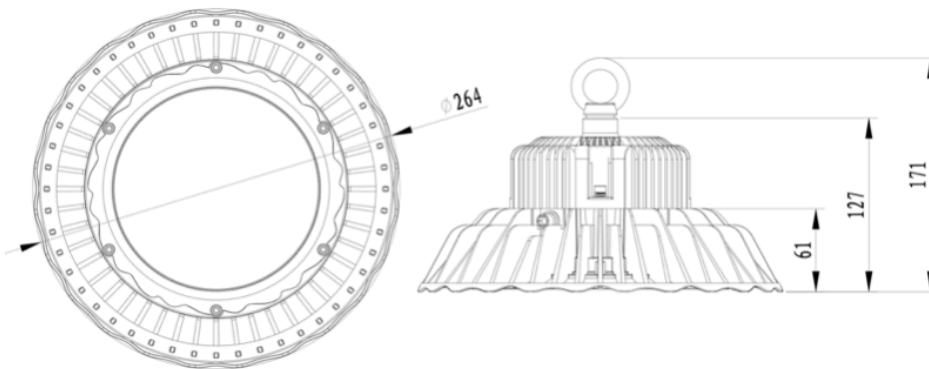
LOOP HANGING (STANDARD)	BRACKET 12	BRACKET 22	PC REFLECTOR	90° ALU SHADE	HOOK (LV ONLY)
					

**Fixture Ordering Matrix**

Product Name	Wattage	Lens Degree	Input Voltage	CCT	Bracket Options	Options
<b>BE-CHB</b>	<b>50W</b>	<b>D90</b>	<b>LV</b> 100-277Vac (127-431 Vdc) (Standard)	<b>3000K</b>	<b>12</b> Adjustable C-Bracket	<b>SC</b> Safety Cable <b>SGS</b> Surge Suppressor <b>90ALU</b> 90° ALU Shade <b>PC REFL</b> PC Reflector <b>HOOK</b> Hook (LV Only)
	<b>70W</b>	<b>D120</b> (Standard)		<b>4000K</b>	<b>22</b> Heavy-Duty Adjustable Bracket	
	<b>90W</b>			<b>5000K</b> (Standard)		

**Example: BE-CHB-90W-D120-LV-5000K-12-SC-SGS**

**Dimensions & Shipping Information**



**CHB 50W**

**Fixture Weight:** 6 lbs  
**Shipping Weight:** 8 lbs  
**Box Dimensions:** 310x235x315mm

**CHB 70W & 90W**

**Fixture Weight:** 8 lbs  
**Shipping Weight:** 10 lbs  
**Box Dimensions:** 310x235x315mm



**Canada**

Canadian Purchase Orders ship from our Canadian warehouse located at:

1178 Bighorn Ave  
Pincher Creek, AB T0K 1W0  
Canada



**USA**

USA Purchase Orders ship from our US warehouse located at:

910 S. Industrial Park Road  
Shelby, MT 59474  
USA



**SUPPORT:**

**We sell exclusively through distributors.** If you are a manufacturing plant, we are happy to work with you and your supplier of choice.

Our lead time on standard items is 5-7 business days.

For IES Files, lighting layouts or further questions, please contact one of our sales representatives.