

INDUSTRIAL HIGH BAY

The CHB High Bay is built to withstand heavy vibration. Reduce lighting maintenance and downtime by replacing 1000W metal halide high bay and crane lighting. Wide range voltage options available with a superior chipset and driver.

Custom heavy duty adjustable and non-adjustable bracket options available for mounting. Temperature rating up to +65°C.

KEY FEATURES:

- **MeanWell** Driver Available in LV, HV, AC & DC Input
- **Nichia** Chip Set
- **Low Profile** Durable High Bay
- **140lm/W** High Lumen Output
- **IP65** Water Spray Test Approved
- Multiple **Mounting Options** Available
- **+65°C** Temperature Rating
- **Corrosion Resistant** Surface and **Powder Coated** Heatsink



INVENTRONICS
DRIVING THE LIGHTING REVOLUTION



SPECIFICATIONS

Luminous Efficacy	140lm/W (100W - 200W) 150lm/W (240W & 300W)
CCT	3000K, 4000K, 5000K (Standard)
CRI	>Ra70
Beam Angle	50°, 90°, 120° (100W - 200W) 30°, 60°, 90° 120° (240W & 300W)
Input Voltage	LV: 100-277Vac (127-431Vdc) HV: 277-480Vac (150W - 254-747Vdc) (200W-300W - 249-528Vdc)
IP Rating	IP65
L70 Lifespan	>100,000 Hours
LED Driver	MeanWell / Inventronics
Chipset	Nichia
Operating Temp.	-30°C ~ +65°C
Warranty	5 Year Warranty
Certifications	cUL, CE, DLC, UL RoHS



LUMENS	LED WATTAGE	HID EQUIVALENT
45,000lm	300W	1000W
36,000lm	240W	800W
28,000lm	200W	700W
21,000lm	150W	600W
16,800lm	120W	400W
14,000lm	100W	250W

MOUNTING OPTIONS

<p>HIGH BAY LIGHT</p>  <p>LOOP HANGING (STANDARD)</p>	<p>AREA/FLOOD LIGHT</p>  <p>BRACKET 03</p>	<p>MAST LIGHT</p>  <p>BRACKET 03 + BRACKET 07 (SLIP FITTER)</p>	<p>CRANE LIGHT</p>  <p>BRACKET 11</p>
<p>HOOK</p>  <p>HOOK</p>	<p>90° ALU SHADE</p>  <p>90ALU</p>	<p>PC REFLECTOR</p>  <p>PCREFL</p>	

FIXTURE ORDERING MATRIX

Product Name	Wattage	Lens Degree	Input Voltage	CCT	Bracket Options	Options
BE-CHB	100W 120W 150W 200W	D50 D90 D120 (Standard)	LV AC 100-277Vac (127-431Vdc)(Standard)	3000K 4000K 5000K (Standard)	03 Heavy Duty Adjustable Bracket (100W - 300W, 200W-HV) 07 Slip Fitter 11 Heavy Duty Non-Adjustable C-Bracket	SC Safety Cable SGS Surge Suppressor 90ALU 90° ALU Shade PC REFL PC Reflector HOOK Hook RM Remote Mount PT Pigtail MS Motion Sensor
	240W 300W	D30 D60 D90 D120 (Standard) D120HT (120° ROBAX)	HV AC 277-480Vac (150W 254-747Vdc) (200W-300W 249-528Vdc)			

Example: BE-CHB-200W-D120-LV-03-07-SC-SGS

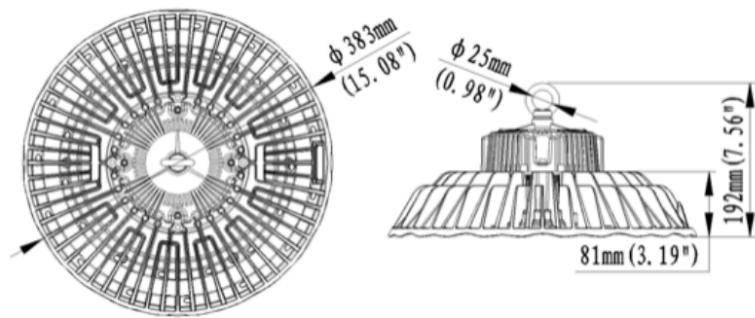


Find Your Exact Part Number Using Our New Part Number Generator

Product specs may vary depending on the exact wattage and voltage. For complete specs and pictures, visit our new part number generator, which includes new 3D drawings, spec sheets, IES files, certifications, dimensions, bracket info & more.

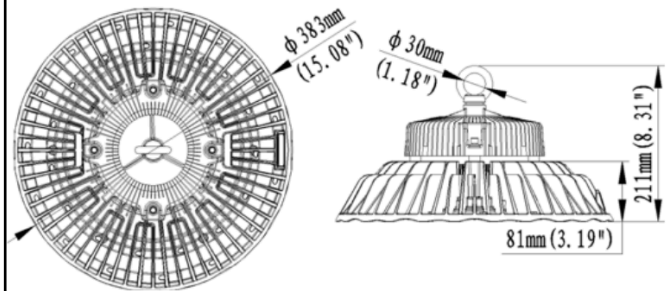
www.ledinaction.com/part-number-guide

Dimensions & Shipping Information



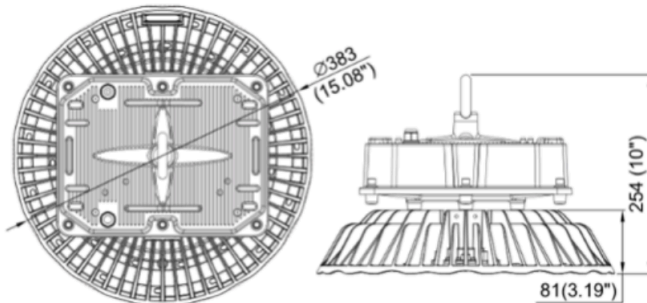
CHB100W-150W-LV

Fixture Weight: 16 lbs
Shipping Weight: 18 lbs
Box Dimensions: 440x255x450mm



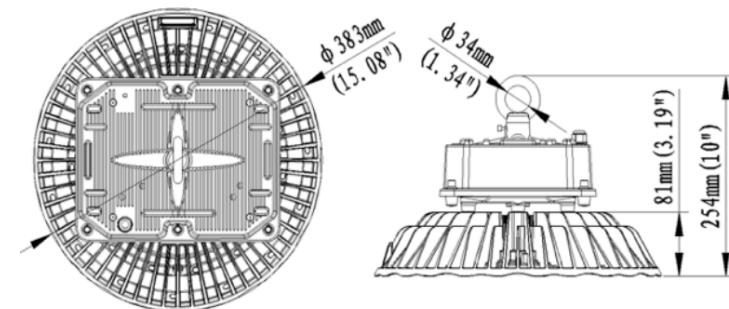
CHB200W-240W-LV

Fixture Weight: 18 lbs
Shipping Weight: 20 lbs
Box Dimensions: 440x255x450mm



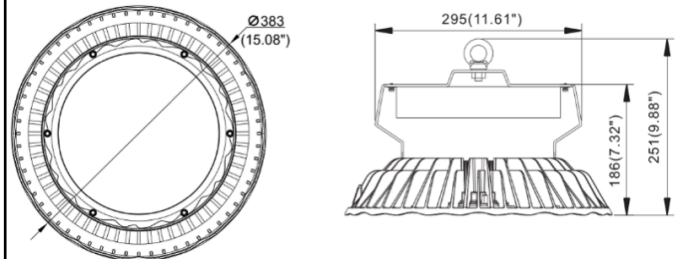
CHB100W-240W-HV

Fixture Weight: 18 lbs (120-150W-HV)
 19 lbs (200-240W-HV)
Shipping Weight: 21 lbs (120-150W-HV)
 22 lbs (200-240W-HV)
Box Dimensions: 440x255x450mm



CHB 300W-LV

Fixture Weight: 18 lbs
Shipping Weight: 22 lbs
Box Dimensions: 440x255x450mm



CHB 300W-HV

Fixture Weight: 18 lbs
Shipping Weight: 20 lbs
Box Dimensions: 440x255x450mm



Canada

Canadian Purchase Orders ship from our Canadian warehouse located at:

1178 Bighorn Ave
 Pincher Creek, AB T0K 1W0
 Canada



USA

USA Purchase Orders ship from our US warehouse located at:

910 S. Industrial Park Road
 Shelby, MT 59474
 USA



SUPPORT:

We sell exclusively through distributors. If you are a manufacturing plant, we are happy to work with you and your supplier of choice.

Our lead time on standard items is 5-7 business days.

For IES Files, lighting layouts or further questions, please contact one of our sales representatives.