


CRANE LIGHT

Reduce lighting maintenance and downtime by replacing 1000W metal halide with our lightweight CHB Crane Lighting. Wide range voltage options available with a superior chipset and driver which allows for frequent voltage spikes during the regeneration process while maintaining maximum light output.

Lightweight, easy-to-install fixtures that come with compatible wiring, 250Vdc input voltage, safety cables and custom heavy-duty crane brackets.

KEY FEATURES:

- **MeanWell** Driver Available in LV, HV, AC & DC Input Voltages
- **Nichia** Chip Set - L70 Lifespan >100,000 Hours
- **Light Weight** Durable High Bay
- **140lm/W** High Lumen Output
- **Heavy Duty Bracket** Mounting Options
- **+65°C** Temperature Rating
- High Temperature **ROBAX Glass** Option
- **Safety Cable**
- **Surge Suppressor**



INVENTRONICS
DRIVING THE LIGHTING REVOLUTION



SPECIFICATIONS

Luminous Efficacy	140lm/W (150W & 200W) 150lm/W (240W & 300W)
CCT	3000K, 4000K, 5000K (Standard)
CRI	>Ra70
Beam Angle	50°, 90°, 120° (150W & 200W) 30°, 60°, 90°, 120° (240W & 300W)

Input Voltage	LV: 100-277Vac (127-431Vdc) HV: 277-480Vac
----------------------	--

IP Rating	IP65
L70 Lifespan	>100,000 Hours
LED Driver	MeanWell / Inventronics
Chipset	Nichia
Operating Temp.	-30°C ~ +65°C
Warranty	5 Year Warranty
Certifications	cUL, CE, DLC, UL RoHS

LUMENS	LED WATTAGE	HID EQUIVALENT
45,000lm	300W	1000W
36,000lm	240W	800W
28,000lm	200W	700W
21,000lm	150W	600W

Components

DRIVER



INVENTRONICS
DRIVING THE LIGHTING REVOLUTION

LV: 100-277Vac (127-431Vdc)
 (200W-300W - 249-528Vdc)
Surge: 4kV line-line, 6kV line-earth


HV: 277-480Vac
 (150W - 254-747Vdc)
 (200W-300W - 249-528Vdc)
Surge: DM 6kV, CM 10kV

CHIP SET



L70 Lifespan: >100,000 Hours
CRI: 70
CCT: 3000K, 4000K or 5000K

LENS



Polycarbonate Lens
30°, 50°, 60°, 90°, 120°
D120HT - ROBAX Glass Lens

Heavy Duty Crane Brackets

BRACKET 5



BRACKET 6



BRACKET 11



Key Specs

SURGE SUPPRESSOR



LV & HV
 18 kV

SAFETY CABLE



4 Feet of 1/8" Width Cable

HIGH TEMP OPTION

ROBAX Glass
Remote Mount Driver

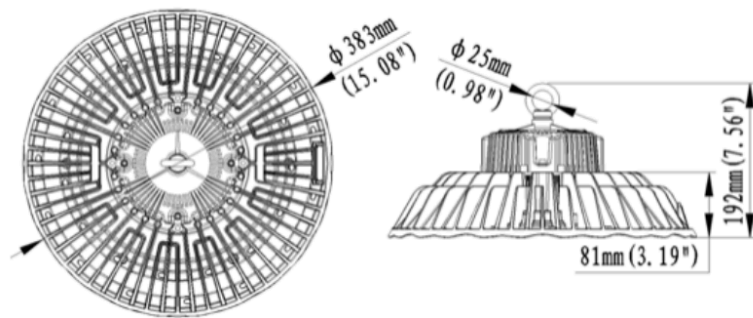
Ask About Our High Temp Kit

Fixture Ordering Matrix

Product Name	Wattage	Lens Degree	Input Voltage	CCT	Crane Brackets	Options
BE-CHB	150W	D50	LV AC 100-277Vac (127-431Vdc)(Standard)	3000K	05 Crane Bracket Kit (150W-240W, Not HV)	SC Safety Cable SGS Surge Suppressor 90ALU 90° ALU Shade PC REFL PC Reflector RM Remote Mount PT Pigtail MS Motion Sensor
	200W	D90				
		D120 (Standard)				
		D120HT (120° ROBAX)				
	240W	D30	HV AC 277-480Vac	4000K	06 Crane Bracket Kit (300W-LV, 100W-24W-HV)	
		D60				
		D90				
	300W	D120 (Standard)				
		D120HT (120° ROBAX)		5000K (Standard)	11 Heavy-Duty Non-Adjustable C-Bracket	

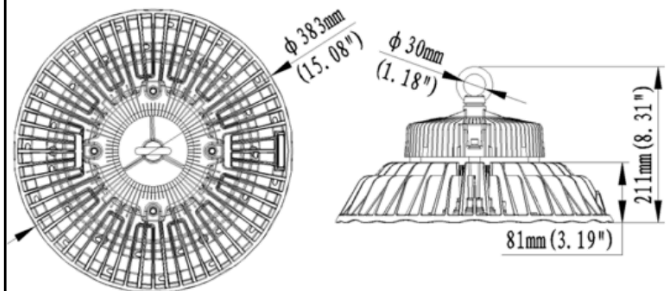
Example: BE-CHB-150W-D120HT-LV-5000K-05-SC-SGS

Dimensions & Shipping Information



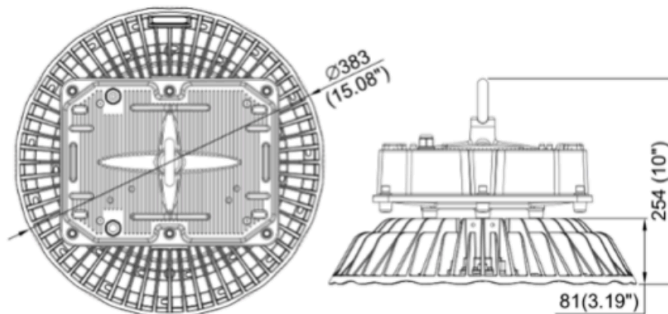
CHB100W-150W-LV

Fixture Weight: 16 lbs
Shipping Weight: 18 lbs
Box Dimensions: 440x255x450mm



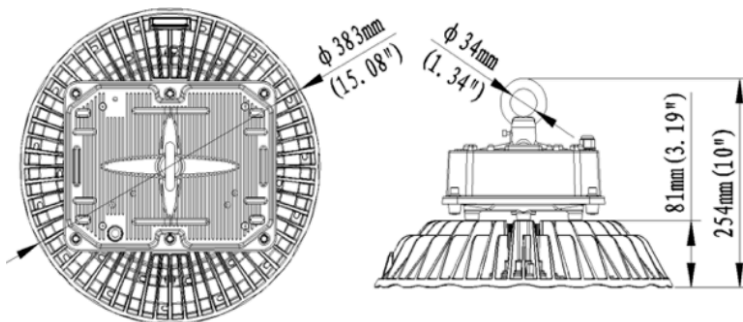
CHB200W-240W-LV

Fixture Weight: 18 lbs
Shipping Weight: 20 lbs
Box Dimensions: 440x255x450mm



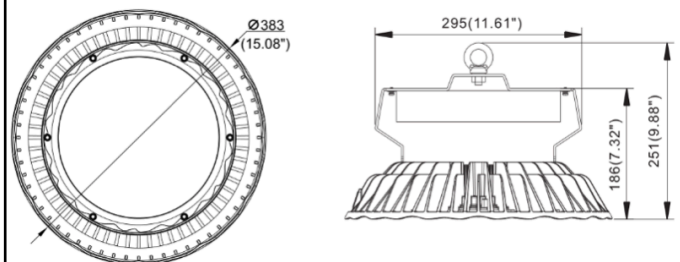
CHB120W-240W-HV

Fixture Weight: 18 lbs (120-150W-HV)
 19 lbs (200-240W-HV)
Shipping Weight: 21 lbs (120-150W-HV)
 22 lbs (200-240W-HV)
Box Dimensions: 440x255x450mm



CHB 300W-LV

Fixture Weight: 18 lbs
Shipping Weight: 22 lbs
Box Dimensions: 440x255x450mm



CHB 300W-HV

Fixture Weight: 18 lbs
Shipping Weight: 20 lbs
Box Dimensions: 440x255x450mm



Canada

Canadian Purchase Orders ship from our Canadian warehouse located at:

1178 Bighorn Ave
 Pincher Creek, AB T0K 1W0
 Canada



USA

USA Purchase Orders ship from our US warehouse located at:

910 S. Industrial Park Road
 Shelby, MT 59474
 USA



SUPPORT:

We sell exclusively through distributors. If you are a manufacturing plant, we are happy to work with you and your supplier of choice.

Our lead time on standard items is 5-7 business days.

For IES Files, lighting layouts or further questions, please contact one of our sales representatives.