

# UNIVERSAL INDUSTRIAL LED LIGHT

## 96,000 LM

### SUPERLUX - BE-HB17

The lightweight 29-pound, SuperLux is an easy-to-install, single lens, 1500W equivalent light fixture for mounting up to 130 feet. With an industry-leading luminous efficacy, its high-quality lumen output and narrow beam spread creates a brighter, safer working environment.

Ideal for high ceiling high bay lighting or crane lighting where a floodlight is needed.

#### KEY FEATURES:

- **160lm/W** -Industry Leading Luminous Efficacy
- **96,000** Lumen Output
- **Standard or Heavy Duty Custom Bracket**
- Optional **Visor** for Mast Lighting
- Directional Beam Spread **Maximizes Foot Candles**
- **+65°C** Temperature Rating
- **Single Lens**, 32 lbs Replacement for 1500W
- Designed for **High Ceiling** Applications **60' to 130'+**










SPECIFICATIONS	
Luminous Efficacy	160lm/W
CCT	4000K, 5000K (Standard)
CRI	>Ra 70
Beam Angle	15°, 30°, 60°, 90°, 120° (Standard)
Input Voltage	<b>LV:</b> 100-277Vac (250Vdc) <b>HV:</b> 277-480Vac <b>SHV:</b> 600Vac
IP Rating	IP66
L70 Lifespan	>66,000 Hours @ 50°C
LED Driver	Inventronics (LV & HV) Powerland (600V)
Chipset	Seoul
Operating Temp.	-40°C ~ +65°C
Warranty	5 Year Warranty
Certifications	DLC, ETL, UL, cUL



LUMENS	LED WATTAGE	HID EQUIVALENT
96,000 lm	600W	1,500W

## MOUNTING OPTIONS

<b>HIGH BAY</b>  	<b>AREA/FLOOD LIGHT</b>  	<b>MAST LIGHT</b>  	<b>CRANE LIGHT</b>  
<b>LOOP HANGING (STANDARD)</b>	<b>BRACKET 24</b>	<b>BRACKET 24 + BRACKET 07 (SLIP FITTER)</b>	<b>BRACKET 24</b>
<b>CRANE BRACKET</b>  	<b>HOOK</b>  	<b>90° ALU SHADE</b>  	<b>VISOR</b>  
<b>BRACKET 19 + BRACKET 24</b>	<b>HOOK</b>	<b>90ALU</b>	<b>VISOR</b>

## FIXTURE ORDERING MATRIX

Product Name	Wattage	Lens Degree	Input Voltage	CCT	Options
<b>BE-HB17</b>	<b>600W</b>	<b>D15</b> (Special Order) <b>D30</b> <b>D60</b> <b>D90</b> <b>D120</b> <b>D120HT</b> (ROBAX)	<b>LV</b> 100-277Vac  <b>HV</b> AC 277-480Vac  <b>SHV</b> 600Vac	<b>4000K</b>  <b>5000K</b> (Standard)	<b>19</b> Overhead Crane Bracket <b>24</b> Heavy Duty Adjustable Bracket <b>HOOK</b> Hook <b>90ALU</b> 90° Aluminum Shade <b>VISOR</b> Visor <b>3/4 LID</b> 3/4" Stem Mount Lid <b>SC</b> Safety Cable <b>SGS</b> Surge Suppressor

**Example: BE-HB17-600W-D120-LV-5000K-16-SC-SGS**



### FIND YOUR EXACT PART NUMBER USING OUR NEW PART NUMBER GENERATOR

Product specs may vary depending on the exact wattage and voltage. For complete specs and pictures, visit our new part number generator, which includes new 3D drawings, spec sheets, IES files, certifications, dimensions, bracket info & more.

[www.ledinaction.com/part-number-guide/](http://www.ledinaction.com/part-number-guide/)