

## UNIVERSAL INDUSTRIAL LED

**7,000 LM - 12,600 LM**

The CHB is a low-profile, durable fixture designed to quickly and easily upgrade existing HID and fluorescent fixtures. With a superior chipset, driver and high lumen output of 140lm/W, the CHB is built to reduce lighting maintenance and downtime by replacing up to 250W metal halide fixtures.

Adjustable and non-adjustable bracket options are available for mounting. Temperature rating up to +65°C (+149°F).

### KEY FEATURES:

- **MeanWell** Driver - 100/277 Vac (127-431 Vdc)
- **Nichia** Chip Set - L70 Lifespan of >100,000 Hours
- **Low Profile** Durable High Bay
- **140lm/W** High Lumen Output
- **IP65** Water Spray Test Approved
- **+65°C / +149°F** Temperature Rating
- **6' Pigtail Standard**
- Multiple **Mounting Options** Available for Various Applications



Scan QR Code Now For 2D/3D Drawings, IES Files, Spec Sheets & More










### SPECIFICATIONS

<b>Luminous Efficacy</b>	140lm/W
<b>CCT</b>	3000K, 4000K, 5000K (Standard)
<b>CRI</b>	>Ra70
<b>Beam Angle</b>	90° & 120°
<b>Input Voltage</b>	<b>LV:</b> 100-277 Vac (250 Vdc)
<b>IP Rating</b>	IP65
<b>L70 Lifespan</b>	>100,000 Hours
<b>LED Driver</b>	MeanWell
<b>Chipset</b>	Nichia
<b>Operating Temp.</b>	-30°C ~ +65°C / -22°F ~ +149°F
<b>Warranty</b>	5 Year Warranty
<b>Certifications</b>	cUL, CE, DLC, UL RoHS

LUMENS	LED WATTAGE
12,600lm	90W
9,800lm	70W
7,000lm	50W

**MOUNTING OPTIONS**

<p><b>HIGH BAY</b></p>  <p><b>LOOP HANGING (STANDARD)</b></p>	<p><b>AREA/FLOOD LIGHT</b></p>  <p><b>BRACKET 22</b></p>	<p><b>MAST LIGHT</b></p>  <p><b>BRACKET 22 + BRACKET 07</b></p>	<p><b>CRANE LIGHT</b></p>  <p><b>BRACKET 27</b></p>
<p><b>HOOK</b></p>  <p><b>HK</b></p>	<p><b>90° ALU SHADE</b></p>  <p><b>90ALU</b></p>	<p><b>PC REFLECTOR</b></p>  <p><b>PC</b></p>	

**FIXTURE ORDERING MATRIX**

Product Name	Wattage	Lens Degree	Input Voltage	CCT	Options
<b>BE-CHB</b>	<b>50W</b> <b>70W</b> <b>90W</b>	<b>D90</b> <b>D120</b>	<b>LV</b> 100-277Vac	<b>3000K</b> <b>4000K</b> <b>5000K</b> (Standard)	<b>22</b> Adjustable Bracket <b>07</b> Slip Fitter <b>27</b> Non-Adjustable Bracket <b>SC</b> Safety Cable <b>SGS</b> Surge Suppressor <b>90ALU</b> 90° ALU Shade <b>PC</b> PC Reflector <b>HK</b> Hook

**Example: BE-CHB-90W-D120-LV-5000K-22-SC-SGS**